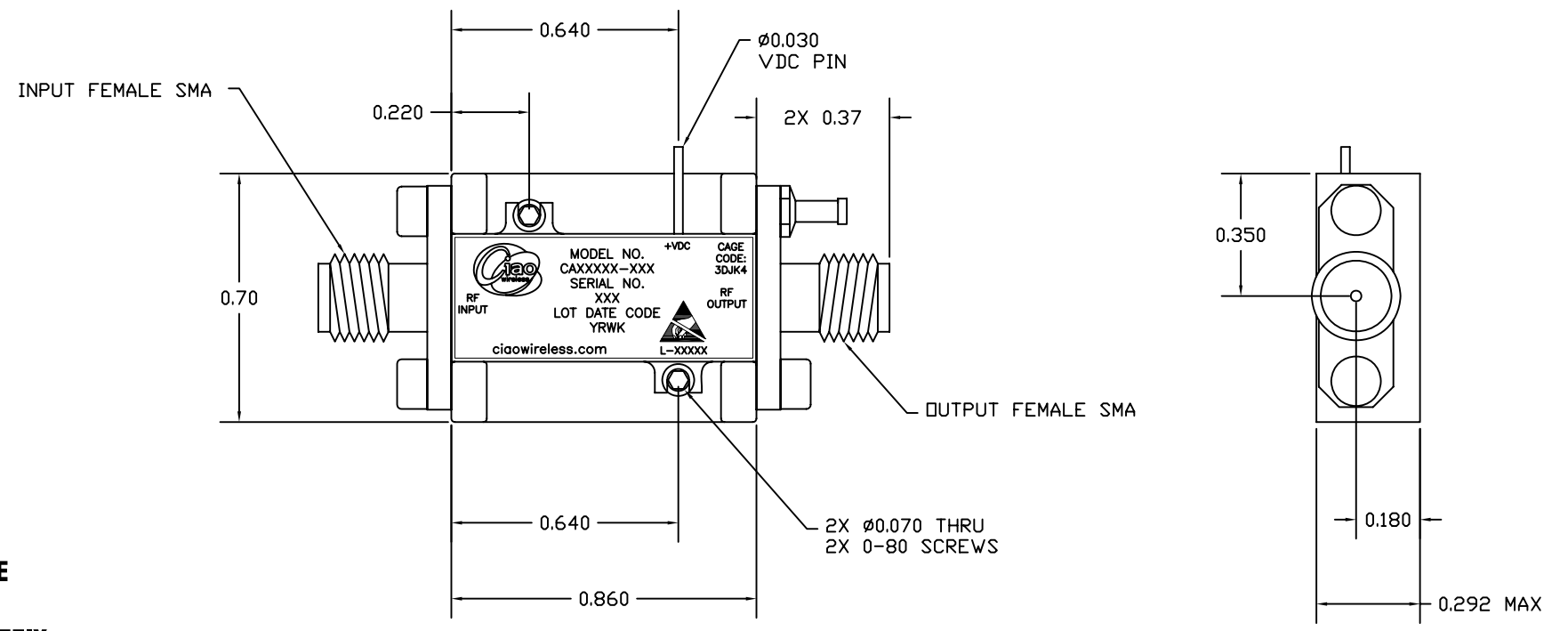
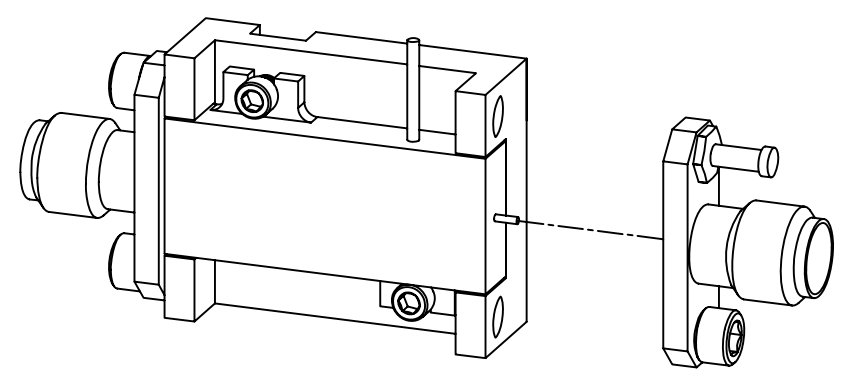


**\*\* PROPRIETARY DATA \*\***  
 THIS DOCUMENT CONTAINS DATA WHICH IS PROPRIETARY OR CONFIDENTIAL TO CIAO WIRELESS. THIS DOCUMENT AND THE DATA CONTAINED HEREIN SHALL NOT BE USED, DUPLICATED, OR ALTERED WITHOUT THE EXPRESSED WRITTEN CONSENT OF CIAO WIRELESS. ALL RIGHTS ARE RESERVED.

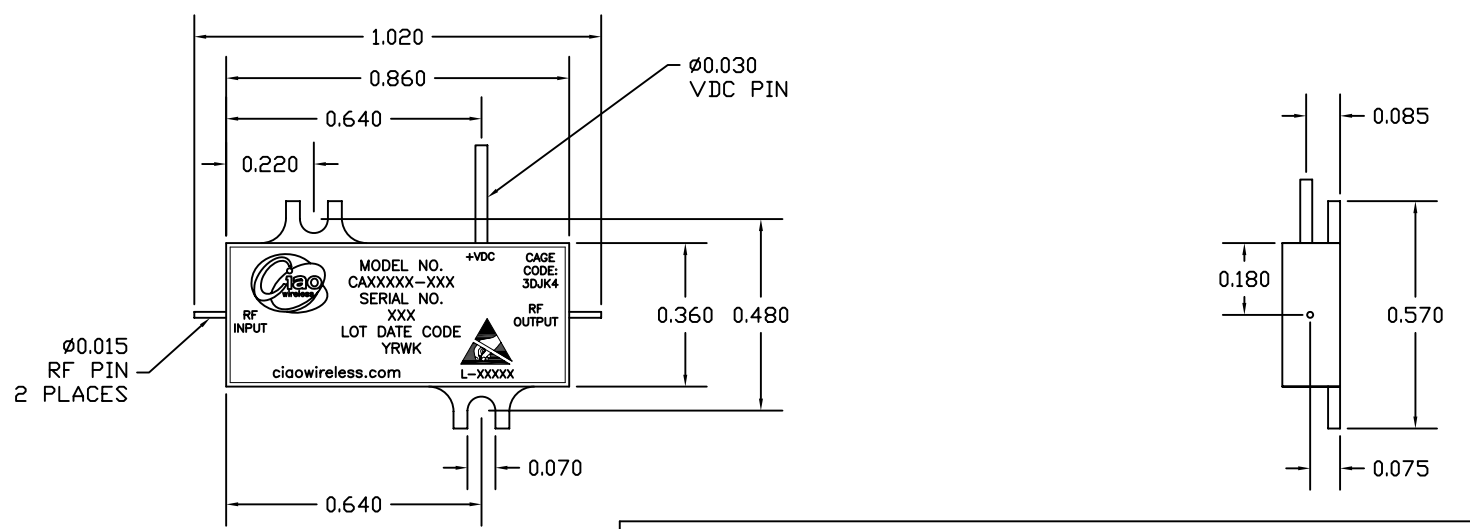
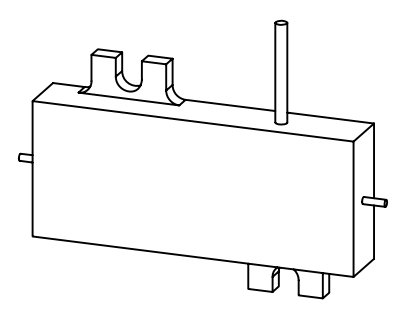
REVISIONS					
ZONE	REV	DESCRIPTION	ECO#	DATE	APPROVED
	A	RELEASED			
	B	EXTENDED VIEWS	4058		
	C	UPDATED AMPLIFIER NAME AND NOTES	4159		

# MFB3-C



- NOTES:**
- MFB3-C PACKAGE AMPLIFIER MAY BE READILY USED "AS IS" BY REMOVING EXISTING 0-80 HARDWARE AND SUBSTITUTING WITH LONGER 0-80 SCREWS FOR CUSTOMER MOUNTING. MFB3-C PACKAGE AMPLIFIER INCLUDES REMOVABLE CONNECTORIZED FIXTURE AN CAN BE USED AS A DROP-IN FLAT PACK, DESIGN DEPENDENT.
  - STANDARD CONNECTOR CONFIGURATION SHOWN FOR ALTERNATE GENDER OPTION ADD SUFFIX "-MF, -FM OR -MM" AT THE END OF MODEL NUMBER, (EXAMPLE: MODEL CAXX-XXX-MF WOULD HAVE SMA MALE INPUT AND SMA FEMALE OUTPUT CONNECTORS.)

# MFB3



- NOTES:**
- MFB3 PACKAGE INCLUDES THE DROP-IN FLAT PACK AMPLIFIER UNIT ONLY.
  - OUTLINE IS AVAILABLE IN "STEP", "IGES", OR "DWG" FORMATS UPON REQUEST.

UNLESS OTHERWISE SPECIFIED: DIMENSIONS ARE IN INCHES. TOLERANCES ARE: FRACTIONS DECIMALS HOLES ANGLES $\pm 1/64$ .XX $\pm 0.03$ .XX $\pm 0.03$ $\pm 0'30$ .XXX $\pm 0.010$ .XXX $\pm 0.010$ MACHINED FINISH: 32 RMS REMOVE BURRS .005 MAX		CONTRACT NO.		<b>CIAO WIRELESS</b> 4000 VIA PESCADOR CAMARILLO CA, 93012	
MATERIAL: ALUMINUM 6061-T6		APPROVALS DATE			
FINISH AMPLIFIER: GOLD PLATE PER MIL-G-45204 TYPE III FIXTURE: CHEMFILM PER MIL-C-5541E CL 1A		DRAWN: M. BECKNER 5/1/14		MFB3-C/MFB3 ICD AMP	
NEXT ASSY USED ON		ENGINEERING:		SIZE B	CAGE CODE 3DJJK4
APPLICATION DO NOT SCALE DRAWING		QUALITY ASSURANCE:		DWG. NO. 30637	REV. C
		MANUFACTURING:		SCALE 1/1	SHEET 1 OF 1

DWG NO. 30637

DC-PHM-0018-1, REV. A, 1/17